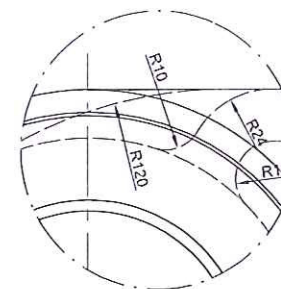
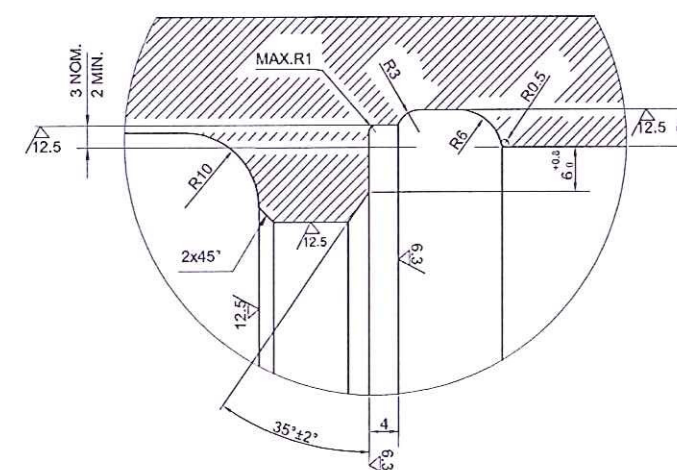


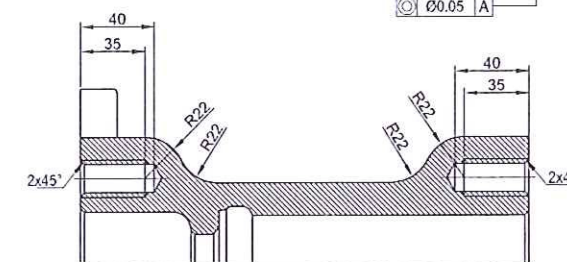
This diagram illustrates the exploded view of a water pump assembly. It includes the pump housing, the impeller, and the shaft with a pulley. The components are shown in their relative positions for assembly.



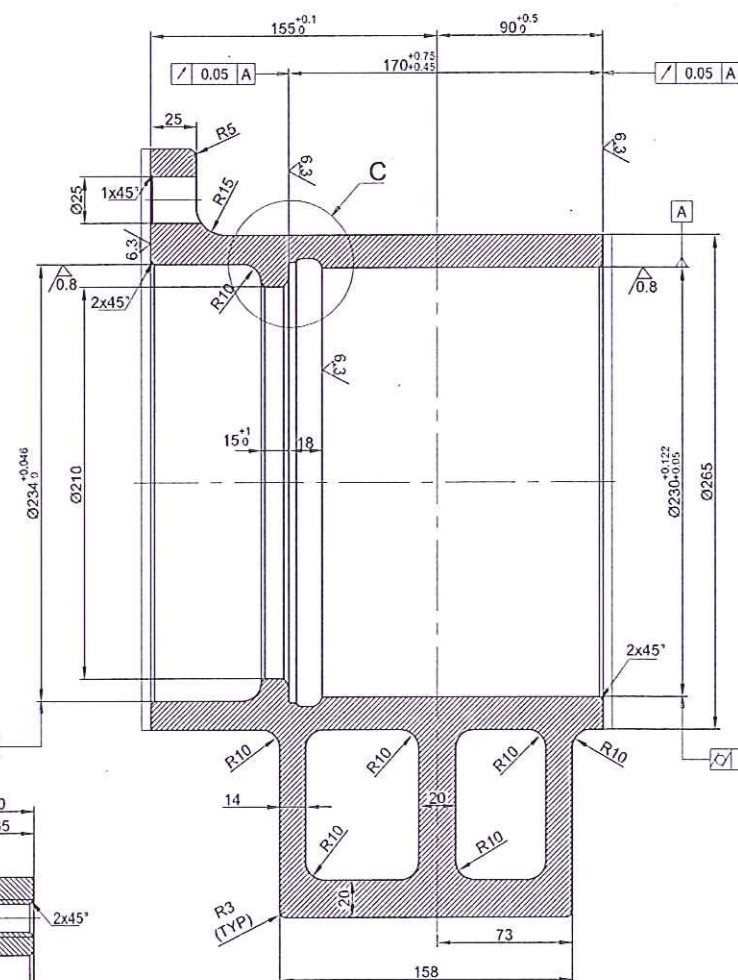
DETAIL D  
1:1



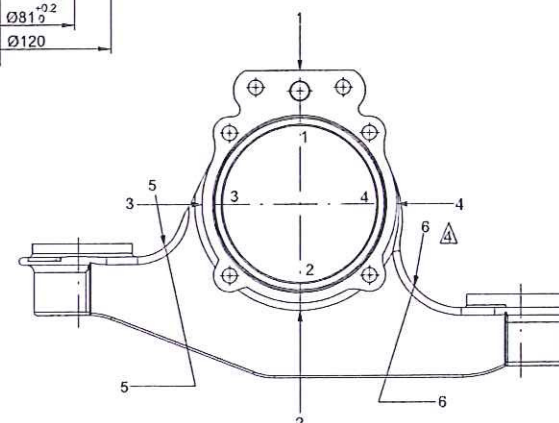
DETAIL C  
2:1



SECTION B-B



SECTION A-A



SKETCH SHOWING THE DIRECTION IN WHICH 'X'-RAY BEAMS ARE TO BE FOCUSED ON THE CASTING

1. CONSIDER R3 FOR UNSPECIFIED RADIUS ON CASTING.
2. SCREW MACHINING SHALL BE DONE ACCORDING TO ISO 261 NORMAL GRADE OR ABOVE.
3. DEVIATIONS ON UNTOLERANCED THICKNESS SHALL BE  $\pm 0.1^{+0.2}_{-0.1}$  mm & OTHER CAST DIMENSIONS SHALL BE TO IS:4897-1994, CLASS-2.
4. EMBOSS IN 10mm HIGH, 1.5mm RAISED LETTERS PART NO., VENDOR CODE, MONTH & YEAR OF MFG., HEAT NO. & SL.NO. AS SHOWN IN THE DWG.
5. RADIOGRAPHIC EXAMINATIONS: THE AXLE BOX SHALL BE SUBJECTED TO RADIOGRAPHIC EXAMINATION FOR 100% OF THE CASTING. THE ACCEPTABLE RADIOGRAPHY STANDARD SHALL BE AS PER ASTM-E-446/186 LEVEL II.
6. THE X-RAY RADIATION BEAM SHALL BE FOCUSED ON THE CASTING IN THE DIRECTION AS INDICATED IN THE SKETCH.
7. FAI: ONE NO. OF FINISH MACHINED SAMPLE AXLE BOX SHALL BE SUPPLIED FREE ALONG WITH ALL MECHANICAL & CHEMICAL TEST REPORTS FOR APPROVAL BY BEML BEFORE BULK PRODUCTION. ALSO THE FINISH MACHINED SAMPLE SHALL BE CHECKED IN 3D CMM FOR DIMENSIONS AND CMM REPORTS WITH DIMENSIONS CHECKSHEETS SHALL BE SUBMITTED TO BEML.
8. THE CASTINGS SHALL STRICTLY CONFORM TO BEML PTS. DOC.NO. GR/TO/1477 (REFER LATEST REVISION).

**UN CONTROLLED COPY**

2	1	909-81102-01	AXLE BOX - OPPOSITE	SCCM 1A of JS G 511 GR 3A of IS: 7529-05					
1	1	909-81102-01	AXLE BOX - AS SHOWN	SCCM 1A of JS G 511 GR 3A of IS: 7529-05					
SL No.	QTY	DRG. / STOCK No.	DESCRIPTION	SIZE	COMPANY STD./S.D. / I.S.				
			DETAIL PARTS	MATERIAL					
A	WEIGHT 55kg WAS 255g ECN No. 90900551	24 12 12 6.0 Cl. 17	ILVAS	PRODUCT	METRO BOGIE				
A	NOTES UPDATED ECN No. 90900559	D8	MS	SURFACE TREATMENT					
A	X-RAY BEAM 555 DEFLECTION CHANGED HEAT ASSY- ADDED ECN No. 99903053	PRATEEK ILVAS 6.06 12	D8 KSRR	UP	1	909-81012	909	CHECKED	JP
					1	909-81011	909	DRAWN	KSRR
					1	909-81009	909	REF DRG	
					1	909-81008	909	SCALE	
ALT	CHANGES / ECN No.	DATE	BY	QTY	NEXT ASSY	MODEL	DRG No.	SHEET 1 OF 1	
							65.0		
BEML LIMITED RTO, BANGALORE CO-OPLEX BANGALORE 560 075						AXLE BOX		909-81102	
								65.0	